

# Workforce Availability Information



**Table I**

**Calhoun County**

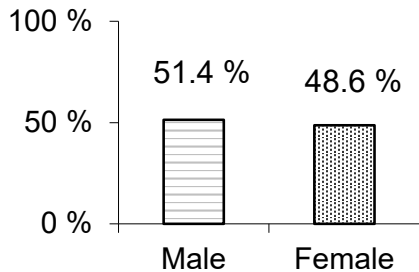
**Population by Sex and Race & Ethnicity**

|  | Total        |              | Male         |               | Female       |               |
|--|--------------|--------------|--------------|---------------|--------------|---------------|
|  | Number       | Percent *    | Number       | Percent *     | Number       | Percent *     |
| <b>Total Population</b>                    | <b>4,472</b> | <b>100 %</b> | <b>2,298</b> | <b>51.4 %</b> | <b>2,174</b> | <b>48.6 %</b> |
| <b>One Race, Any Ethnicity **</b>          |              |              |              |               |              |               |
| White Alone                                | 4,255        | 95.1 %       | 2,133        | 47.7 %        | 2,122        | 47.5 %        |
| Black or African American Alone            | 33           | 0.7 %        | 21           | 0.5 %         | 12           | 0.3 %         |
| Asian & Pac. Is.                           | 1            | 0.0 %        | 0            | 0.0 %         | 1            | 0.0 %         |
| Native American                            | 11           | 0.2 %        | 10           | 0.2 %         | 1            | 0.0 %         |
| Other                                      | 0            | 0.0 %        | 0            | 0.0 %         | 0            | 0.0 %         |
| <b>Two or More Races, Any Ethnicity **</b> | <b>172</b>   | <b>3.8 %</b> | <b>134</b>   | <b>3.0 %</b>  | <b>38</b>    | <b>0.8 %</b>  |
| <b>Hispanic, Any Race</b>                  | <b>36</b>    | <b>0.8 %</b> | <b>26</b>    | <b>0.6 %</b>  | <b>10</b>    | <b>0.2 %</b>  |

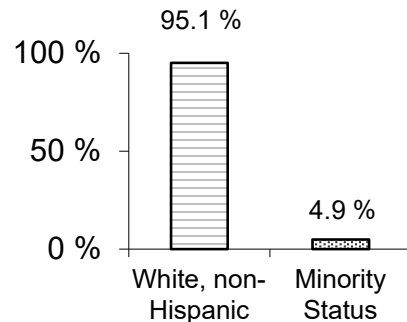
  

|                                |              |              |              |               |              |               |
|--------------------------------|--------------|--------------|--------------|---------------|--------------|---------------|
| <b>Total Population</b>        | <b>4,472</b> | <b>100 %</b> | <b>2,298</b> | <b>51.4 %</b> | <b>2,174</b> | <b>48.6 %</b> |
| White, non-Hispanic            | 4,251        | 95.1 %       | 2,133        | 47.7 %        | 2,118        | 47.4 %        |
| All Others, including Hispanic | 221          | 4.9 %        | 165          | 3.7 %         | 56           | 1.3 %         |

**Population by Gender**



**Population by Race & Ethnicity**



**Source:** US Census Bureau, 2022 American Community Survey (ACS), 5-Year Estimates

Tables B01001, B01001A, B01002A, B01002B, B01002C, B01002D, B01002E, B01002F, B01002G, B01002H & B01002I

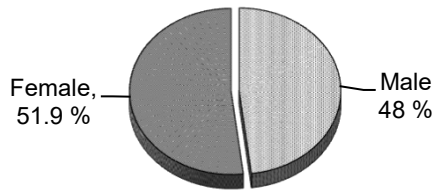
\* Percent of Total Population \*\* Includes the ethnic group Hispanic

### Calhoun County Labor Force by Sex and Race & Ethnicity

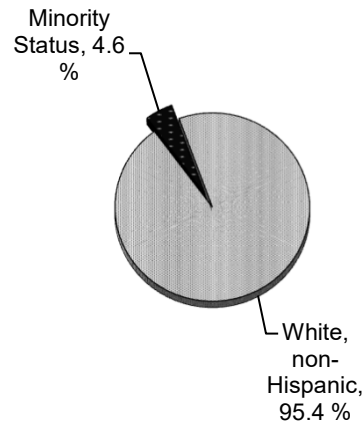
|   | Number of People |               |            |               |            |               |
|---|------------------|---------------|------------|---------------|------------|---------------|
|   | Total            |               | Male       |               | Female     |               |
|   | Number           | Percent *     | Number     | Percent *     | Number     | Percent *     |
| <b>Total Civilian Labor Force, Aged 16+</b> | <b>1,845</b>     | <b>100 %</b>  | <b>887</b> | <b>48.1 %</b> | <b>958</b> | <b>51.9 %</b> |
| <b>One Race, Any Ethnicity **</b>           |                  |               |            |               |            |               |
| White Alone                                 | 1,760            | <b>95.4 %</b> | 830        | <b>45.0 %</b> | 930        | <b>50.4 %</b> |
| Black or African American Alone             | 13               | <b>0.7 %</b>  | 1          | <b>0.1 %</b>  | 12         | <b>0.7 %</b>  |
| Asian & Pac. Is.                            | 1                | <b>0.1 %</b>  | 0          | <b>0.0 %</b>  | 1          | <b>0.1 %</b>  |
| Native American                             | 0                | <b>0.0 %</b>  | 0          | <b>0.0 %</b>  | 0          | <b>0.0 %</b>  |
| Other                                       | 0                | <b>0.0 %</b>  | 0          | <b>0.0 %</b>  | 0          | <b>0.0 %</b>  |
| <b>Two or More Races, Any Ethnicity **</b>  | <b>71</b>        | <b>3.8 %</b>  | <b>56</b>  | <b>3.0 %</b>  | <b>15</b>  | <b>0.8 %</b>  |
| <b>Hispanic, Any Race</b>                   | <b>22</b>        | <b>1.2 %</b>  | <b>21</b>  | <b>1.1 %</b>  | <b>1</b>   | <b>0.1 %</b>  |

|   |              |              |            |               |            |               |
|---|--------------|--------------|------------|---------------|------------|---------------|
| <b>Total Civilian Labor Force, Aged 16+</b> | <b>1,845</b> | <b>100 %</b> | <b>887</b> | <b>48.1 %</b> | <b>958</b> | <b>51.9 %</b> |
| White, non-Hispanic                         | 1,760        | 95.4 %       | 830        | 45.0 %        | 930        | 50.4 %        |
| All Others, including Hispanic              | 85           | 4.6 %        | 57         | 3.1 %         | 28         | 1.5 %         |

**Labor Force by Gender**



**Labor Force by Race & Ethnicity**



**Source:** US Census Bureau, 2022 American Community Survey (ACS), 5-Year Estimates

Tables C23002A, C23002B, C23002C, C23002D, C23002E, C23002F, C23002G, C23002H & C23002I

\* Percent of Total Labor Force \*\* Includes the ethnic group Hispanic

**Table III**

| EEO Occupational Groups by Sex and Race/Ethnicity for Civilian Labor Force 16 Years and Over |                           |                    |                                  |                                 |             |                                   |
|--|---------------------------|--------------------|----------------------------------|---------------------------------|-------------|-----------------------------------|
| Calhoun County   | Total, race and ethnicity | Hispanic or Latino | Not Hispanic or Latino, one race |                                 |             | Balance of not Hispanic or Latino |
|  |                           |                    | White alone                      | Black or African American alone | Other Races |                                   |
| <b>Management, Business and Financial Workers</b>  |                           |                    |                                  |                                 |             |                                   |
| <b>Total, both sexes</b>   |                           |                    |                                  |                                 |             |                                   |
| Number   | 325                       | 0                  | 325                              | 0                               | 0           | 0                                 |
| Percent  | 100 %                     | 0.0 %              | 100.0 %                          | 0.0 %                           | 0.0 %       | 0.0 %                             |
| <b>Male</b>  |                           |                    |                                  |                                 |             |                                   |
| Number   | 195                       | 0                  | 195                              | 0                               | 0           | 0                                 |
| Percent  | 60.0 %                    | 0.0 %              | 60.0 %                           | 0.0 %                           | 0.0 %       | 0.0 %                             |
| <b>Female</b>  |                           |                    |                                  |                                 |             |                                   |
| Number   | 130                       | 0                  | 130                              | 0                               | 0           | 0                                 |
| Percent  | 40.0 %                    | 0.0 %              | 40.0 %                           | 0.0 %                           | 0.0 %       | 0.0 %                             |
| <b>Science, Engineering and Computer Professionals</b>                                       |                           |                    |                                  |                                 |             |                                   |
| <b>Total, both sexes</b>   |                           |                    |                                  |                                 |             |                                   |
| Number   | 15                        | 0                  | 15                               | 0                               | 0           | 0                                 |
| Percent  | 100 %                     | 0.0 %              | 100.0 %                          | 0.0 %                           | 0.0 %       | 0.0 %                             |
| <b>Male</b>  |                           |                    |                                  |                                 |             |                                   |
| Number   | 15                        | 0                  | 15                               | 0                               | 0           | 0                                 |
| Percent  | 100.0 %                   | 0.0 %              | 100.0 %                          | 0.0 %                           | 0.0 %       | 0.0 %                             |
| <b>Female</b>  |                           |                    |                                  |                                 |             |                                   |
| Number   | 0                         | 0                  | 0                                | 0                               | 0           | 0                                 |
| Percent  | 0.0 %                     | 0.0 %              | 0.0 %                            | 0.0 %                           | 0.0 %       | 0.0 %                             |
| <b>Healthcare Practitioner Professionals</b>   |                           |                    |                                  |                                 |             |                                   |
| <b>Total, both sexes</b>   |                           |                    |                                  |                                 |             |                                   |
| Number   | 110                       | 0                  | 110                              | 0                               | 0           | 0                                 |
| Percent  | 100 %                     | 0.0 %              | 100.0 %                          | 0.0 %                           | 0.0 %       | 0.0 %                             |
| <b>Male</b>  |                           |                    |                                  |                                 |             |                                   |
| Number   | 4                         | 0                  | 4                                | 0                               | 0           | 0                                 |
| Percent  | 3.6 %                     | 0.0 %              | 3.6 %                            | 0.0 %                           | 0.0 %       | 0.0 %                             |
| <b>Female</b>  |                           |                    |                                  |                                 |             |                                   |
| Number   | 110                       | 0                  | 110                              | 0                               | 0           | 0                                 |
| Percent  | 100.0 %                   | 0.0 %              | 100.0 %                          | 0.0 %                           | 0.0 %       | 0.0 %                             |
| <b>Other Professional Workers</b>  |                           |                    |                                  |                                 |             |                                   |
| <b>Total, both sexes</b>   |                           |                    |                                  |                                 |             |                                   |
| Number   | 205                       | 4                  | 205                              | 0                               | 0           | 0                                 |
| Percent  | 100 %                     | 2.0 %              | 100.0 %                          | 0.0 %                           | 0.0 %       | 0.0 %                             |
| <b>Male</b>  |                           |                    |                                  |                                 |             |                                   |
| Number   | 55                        | 0                  | 55                               | 0                               | 0           | 0                                 |
| Percent  | 26.8 %                    | 0.0 %              | 26.8 %                           | 0.0 %                           | 0.0 %       | 0.0 %                             |
| <b>Female</b>  |                           |                    |                                  |                                 |             |                                   |
| Number   | 150                       | 4                  | 145                              | 0                               | 0           | 0                                 |
| Percent  | 73.2 %                    | 2.0 %              | 70.7 %                           | 0.0 %                           | 0.0 %       | 0.0 %                             |
| <b>Technicians</b>   |                           |                    |                                  |                                 |             |                                   |
| <b>Total, both sexes</b>   |                           |                    |                                  |                                 |             |                                   |
| Number   | 60                        | 0                  | 60                               | 0                               | 0           | 0                                 |
| Percent  | 100 %                     | 0.0 %              | 100.0 %                          | 0.0 %                           | 0.0 %       | 0.0 %                             |
| <b>Male</b>  |                           |                    |                                  |                                 |             |                                   |
| Number   | 30                        | 0                  | 30                               | 0                               | 0           | 0                                 |
| Percent  | 50.0 %                    | 0.0 %              | 50.0 %                           | 0.0 %                           | 0.0 %       | 0.0 %                             |
| <b>Female</b>  |                           |                    |                                  |                                 |             |                                   |
| Number   | 25                        | 0                  | 25                               | 0                               | 0           | 0                                 |
| Percent  | 41.7 %                    | 0.0 %              | 41.7 %                           | 0.0 %                           | 0.0 %       | 0.0 %                             |

Source: 2014-2018 ACS 5-Year EEO Estimates , Table: EEO-ALL03R  
<https://www.census.gov/acs/www/data/eo-data/eo-tables-2018/>

**Table III**

| EEO Occupational Groups by Sex and Race/Ethnicity for Civilian Labor Force 16 Years and Over |                           |                    |                                  |                                 |             |                                   |
|--|---------------------------|--------------------|----------------------------------|---------------------------------|-------------|-----------------------------------|
| Calhoun County   | Total, race and ethnicity | Hispanic or Latino | Not Hispanic or Latino, one race |                                 |             | Balance of not Hispanic or Latino |
|  |                           |                    | White alone                      | Black or African American alone | Other Races |                                   |
| <b>Sales Workers</b>   |                           |                    |                                  |                                 |             |                                   |
| <b>Total, both sexes</b>   |                           |                    |                                  |                                 |             |                                   |
| Number   | 165                       | 0                  | 125                              | 0                               | 40          | 0                                 |
| Percent  | 100 %                     | 0.0 %              | 75.8 %                           | 0.0 %                           | 24.2 %      | 0.0 %                             |
| <b>Male</b>  |                           |                    |                                  |                                 |             |                                   |
| Number   | 45                        | 0                  | 45                               | 0                               | 0           | 0                                 |
| Percent  | 27.3 %                    | 0.0 %              | 27.3 %                           | 0.0 %                           | 0.0 %       | 0.0 %                             |
| <b>Female</b>  |                           |                    |                                  |                                 |             |                                   |
| Number   | 125                       | 0                  | 85                               | 0                               | 40          | 0                                 |
| Percent  | 75.8 %                    | 0.0 %              | 51.5 %                           | 0.0 %                           | 24.2 %      | 0.0 %                             |
| <b>Administrative Support Workers</b>  |                           |                    |                                  |                                 |             |                                   |
| <b>Total, both sexes</b>   |                           |                    |                                  |                                 |             |                                   |
| Number   | 210                       | 0                  | 210                              | 0                               | 0           | 0                                 |
| Percent  | 100 %                     | 0.0 %              | 100.0 %                          | 0.0 %                           | 0.0 %       | 0.0 %                             |
| <b>Male</b>  |                           |                    |                                  |                                 |             |                                   |
| Number   | 45                        | 0                  | 45                               | 0                               | 0           | 0                                 |
| Percent  | 21.4 %                    | 0.0 %              | 21.4 %                           | 0.0 %                           | 0.0 %       | 0.0 %                             |
| <b>Female</b>  |                           |                    |                                  |                                 |             |                                   |
| Number   | 165                       | 0                  | 165                              | 0                               | 0           | 0                                 |
| Percent  | 78.6 %                    | 0.0 %              | 78.6 %                           | 0.0 %                           | 0.0 %       | 0.0 %                             |
| <b>Construction and Extractive Craft Workers</b>   |                           |                    |                                  |                                 |             |                                   |
| <b>Total, both sexes</b>   |                           |                    |                                  |                                 |             |                                   |
| Number   | 270                       | 0                  | 270                              | 0                               | 0           | 0                                 |
| Percent  | 100 %                     | 0.0 %              | 100.0 %                          | 0.0 %                           | 0.0 %       | 0.0 %                             |
| <b>Male</b>  |                           |                    |                                  |                                 |             |                                   |
| Number   | 270                       | 0                  | 270                              | 0                               | 0           | 0                                 |
| Percent  | 100.0 %                   | 0.0 %              | 100.0 %                          | 0.0 %                           | 0.0 %       | 0.0 %                             |
| <b>Female</b>  |                           |                    |                                  |                                 |             |                                   |
| Number   | 0                         | 0                  | 0                                | 0                               | 0           | 0                                 |
| Percent  | 0.0 %                     | 0.0 %              | 0.0 %                            | 0.0 %                           | 0.0 %       | 0.0 %                             |
| <b>Installation, Maintenance and Repair Craft Workers</b>                                    |                           |                    |                                  |                                 |             |                                   |
| <b>Total, both sexes</b>   |                           |                    |                                  |                                 |             |                                   |
| Number   | 100                       | 0                  | 100                              | 0                               | 0           | 0                                 |
| Percent  | 100 %                     | 0.0 %              | 100.0 %                          | 0.0 %                           | 0.0 %       | 0.0 %                             |
| <b>Male</b>  |                           |                    |                                  |                                 |             |                                   |
| Number   | 100                       | 0                  | 100                              | 0                               | 0           | 0                                 |
| Percent  | 100.0 %                   | 0.0 %              | 100.0 %                          | 0.0 %                           | 0.0 %       | 0.0 %                             |
| <b>Female</b>  |                           |                    |                                  |                                 |             |                                   |
| Number   | 0                         | 0                  | 0                                | 0                               | 0           | 0                                 |
| Percent  | 0.0 %                     | 0.0 %              | 0.0 %                            | 0.0 %                           | 0.0 %       | 0.0 %                             |
| <b>Production Operative Workers</b>  |                           |                    |                                  |                                 |             |                                   |
| <b>Total, both sexes</b>   |                           |                    |                                  |                                 |             |                                   |
| Number   | 105                       | 0                  | 105                              | 0                               | 0           | 0                                 |
| Percent  | 100 %                     | 0.0 %              | 100.0 %                          | 0.0 %                           | 0.0 %       | 0.0 %                             |
| <b>Male</b>  |                           |                    |                                  |                                 |             |                                   |
| Number   | 70                        | 0                  | 70                               | 0                               | 0           | 0                                 |
| Percent  | 66.7 %                    | 0.0 %              | 66.7 %                           | 0.0 %                           | 0.0 %       | 0.0 %                             |
| <b>Female</b>  |                           |                    |                                  |                                 |             |                                   |
| Number   | 35                        | 0                  | 35                               | 0                               | 0           | 0                                 |
| Percent  | 33.3 %                    | 0.0 %              | 33.3 %                           | 0.0 %                           | 0.0 %       | 0.0 %                             |

Source: 2014-2018 ACS 5-Year EEO Estimates , Table: EEO-ALL03R  
<https://www.census.gov/acs/www/data/eo-data/eo-tables-2018/>

**Table III**

| EEO Occupational Groups by Sex and Race/Ethnicity for Civilian Labor Force 16 Years and Over |                           |                    |                                  |                                 |             |                                   |
|--|---------------------------|--------------------|----------------------------------|---------------------------------|-------------|-----------------------------------|
| Calhoun County   | Total, race and ethnicity | Hispanic or Latino | Not Hispanic or Latino, one race |                                 |             | Balance of not Hispanic or Latino |
|  |                           |                    | White alone                      | Black or African American alone | Other Races |                                   |
| <b>Transportation and Material Moving Operative Workers</b>                                  |                           |                    |                                  |                                 |             |                                   |
| <b>Total, both sexes</b>   |                           |                    |                                  |                                 |             |                                   |
| Number   | 95                        | 4                  | 95                               | 0                               | 0           | 0                                 |
| Percent  | 100 %                     | 4.2 %              | 100.0 %                          | 0.0 %                           | 0.0 %       | 0.0 %                             |
| <b>Male</b>  |                           |                    |                                  |                                 |             |                                   |
| Number   | 85                        | 4                  | 80                               | 0                               | 0           | 0                                 |
| Percent  | 89.5 %                    | 4.2 %              | 84.2 %                           | 0.0 %                           | 0.0 %       | 0.0 %                             |
| <b>Female</b>  |                           |                    |                                  |                                 |             |                                   |
| Number   | 10                        | 0                  | 10                               | 0                               | 0           | 0                                 |
| Percent  | 10.5 %                    | 0.0 %              | 10.5 %                           | 0.0 %                           | 0.0 %       | 0.0 %                             |
| <b>Laborers and Helpers</b>  |                           |                    |                                  |                                 |             |                                   |
| <b>Total, both sexes</b>   |                           |                    |                                  |                                 |             |                                   |
| Number   | 100                       | 0                  | 100                              | 0                               | 0           | 0                                 |
| Percent  | 100 %                     | 0.0 %              | 100.0 %                          | 0.0 %                           | 0.0 %       | 0.0 %                             |
| <b>Male</b>  |                           |                    |                                  |                                 |             |                                   |
| Number   | 95                        | 0                  | 95                               | 0                               | 0           | 0                                 |
| Percent  | 95.0 %                    | 0.0 %              | 95.0 %                           | 0.0 %                           | 0.0 %       | 0.0 %                             |
| <b>Female</b>  |                           |                    |                                  |                                 |             |                                   |
| Number   | 4                         | 0                  | 4                                | 0                               | 0           | 0                                 |
| Percent  | 4.0 %                     | 0.0 %              | 4.0 %                            | 0.0 %                           | 0.0 %       | 0.0 %                             |
| <b>Protective Service Workers</b>  |                           |                    |                                  |                                 |             |                                   |
| <b>Total, both sexes</b>   |                           |                    |                                  |                                 |             |                                   |
| Number   | 20                        | 0                  | 20                               | 0                               | 0           | 0                                 |
| Percent  | 100 %                     | 0.0 %              | 100.0 %                          | 0.0 %                           | 0.0 %       | 0.0 %                             |
| <b>Male</b>  |                           |                    |                                  |                                 |             |                                   |
| Number   | 20                        | 0                  | 20                               | 0                               | 0           | 0                                 |
| Percent  | 100.0 %                   | 0.0 %              | 100.0 %                          | 0.0 %                           | 0.0 %       | 0.0 %                             |
| <b>Female</b>  |                           |                    |                                  |                                 |             |                                   |
| Number   | 0                         | 0                  | 0                                | 0                               | 0           | 0                                 |
| Percent  | 0.0 %                     | 0.0 %              | 0.0 %                            | 0.0 %                           | 0.0 %       | 0.0 %                             |
| <b>Service Workers, Except Protective</b>  |                           |                    |                                  |                                 |             |                                   |
| <b>Total, both sexes</b>   |                           |                    |                                  |                                 |             |                                   |
| Number   | 375                       | 4                  | 365                              | 4                               | 0           | 0                                 |
| Percent  | 100 %                     | 1.1 %              | 97.3 %                           | 1.1 %                           | 0.0 %       | 0.0 %                             |
| <b>Male</b>  |                           |                    |                                  |                                 |             |                                   |
| Number   | 95                        | 4                  | 90                               | 0                               | 0           | 0                                 |
| Percent  | 25.3 %                    | 1.1 %              | 24.0 %                           | 0.0 %                           | 0.0 %       | 0.0 %                             |
| <b>Female</b>  |                           |                    |                                  |                                 |             |                                   |
| Number   | 280                       | 4                  | 275                              | 4                               | 0           | 0                                 |
| Percent  | 74.7 %                    | 1.1 %              | 73.3 %                           | 1.1 %                           | 0.0 %       | 0.0 %                             |

Source: 2014-2018 ACS 5-Year EEO Estimates , Table: EEO-ALL03R  
<https://www.census.gov/acs/www/data/eoo-data/eoo-tables-2018/>