



Illinois Department of Employment Security Legislative District Dashboard



Pat Quinn, Governor

Jay Rowell, Director

Statewide:

- The Illinois unemployment rate has declined in nine of the last ten months, from its peak of 10.2% (August 2011) to 8.7% (June 2012).
- In July 2012, the total number of claimants certified for regular unemployment insurance benefits in Illinois declined by 9.3% compared to last year, and new certifications for regular unemployment insurance benefits dropped by 10.2%.
- In July 2012, the average duration of claimants certified for regular benefits in Illinois was 11.96 weeks, compared to last year's level of 12.08 weeks.
- August 2012 Report coverage: June 17 – July 14, 2012

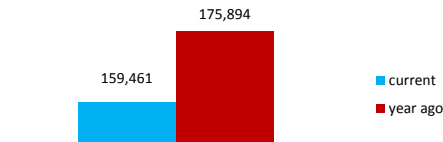
Statewide

The total number of claimants certified for collecting regular UI benefits is 159,461 .
 The total number of claimants certified for extended benefits is 107,043 .
 The information that follows only includes claimants certified for state (non-Federal) regular UI benefits.

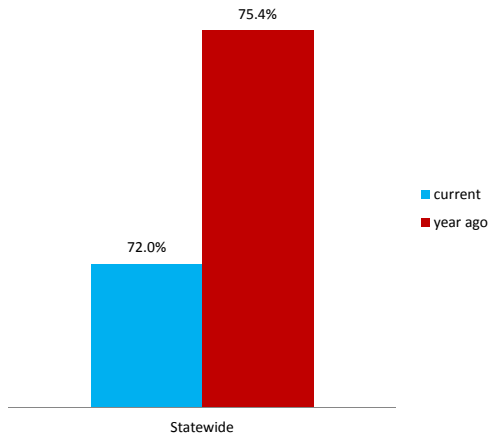
Total Claimants Certified for Regular UI Benefits			
		Current	Year Ago
Education	High school degree or less	80,251	85,117
	Post-secondary education	77,577	78,902
Age	Less than 25 years old	9,882	11,711
	25 - 54 years old	118,695	132,071
	Greater than 54 years old	30,884	32,112
Military Status	Veteran	6,523	7,084
	Count of total claimants	159,461	175,894

New Certifications to Collect Regular UI Benefits			
		Current	Year Ago
Education	High school degree or less	4,015	4,220
	Post-secondary education	4,273	4,373
Age	Less than 25 years old	662	789
	25 - 54 years old	6,244	7,013
	Greater than 54 years old	1,487	1,544
Military Status	Veteran	319	358
	Count of new certifications	8,393	9,346

Total Claimants Certified for Regular UI Benefits:
Statewide



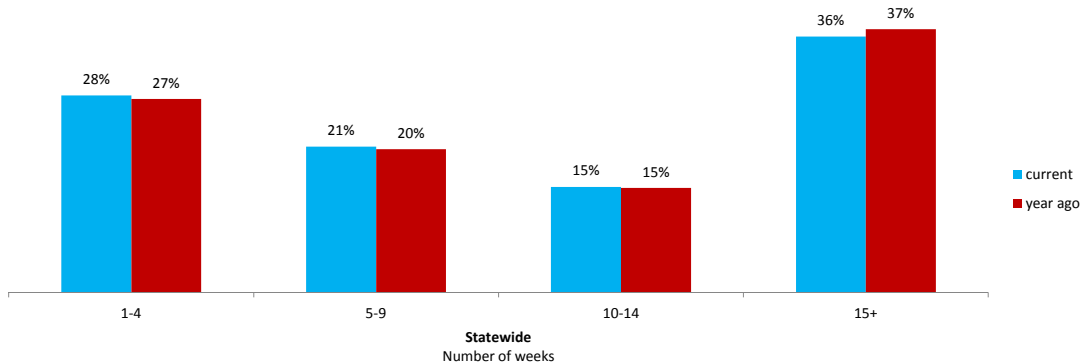
Percent of New Certifications Collecting Regular UI Benefits for More than 4 Weeks



Average Weeks Certified for Regular UI Benefits

Average Weeks Certified for Regular UI Benefits			
		Current	Year Ago
Education	High school degree or less	12.2	12.3
	Post-secondary education	11.7	11.7
Age	Less than 25 years old	11.1	11.3
	25 - 54 years old	11.7	11.8
	Greater than 54 years old	13.2	13.4
Military Status	Veteran	13.2	13.2
	Average (all claimants)	12.0	12.1

Percent of Total Claimants Certified for Regular UI Benefits by Duration (weeks)



Technical Notes

Background

The information in this report is based on weekly claims submitted by Illinois workers for state (non-Federal) regular unemployment benefits.

Regular unemployment insurance is a state-operated insurance program designed to partially replace lost wages when a person is out of work. Like fire, accident, health and other types of insurance, it is for an emergency: when someone is temporarily or permanently out of a job, or working less than full time because of lack of work. The program for regular unemployment benefits ensures that, those who meet the eligibility requirements of the law will have some income while looking for a job.

Concepts and Definitions

Reference period – The information in each month's report reflects a four-week average ending in the week of the 12th of the prior month. The results in the August 2012 report are compiled from claims activity related to regular unemployment benefits in the week ending July 14, 2012 (that includes the 12th of July) and the three immediately prior weeks of data (from June 17 to July 7). A four-week average removes some of the volatility in claims activity that can occur from one week to the next. The inclusion of the week of the 12th in the reference period is consistent with other major labor market statistical series, such as employment and unemployment data.

Total claimants – individuals who are certified for regular unemployment benefits in the reference period. The payment status of these claims can be either suspended, paid, not paid, waiting week or penalty week.

New certifications – individuals who certify for regular unemployment benefits either with a new claim (first certified claim within a one-year period) or a transitional claim (existing certified claim that extends from one benefit year to the next) in the reference period. The payment status of these claims can be either suspended, paid, not paid, waiting week or penalty week.

Average duration collecting regular UI benefits – number of weeks that claimants remain certified for regular unemployment benefits. This measure is estimated only for individuals who continue as certified from one week to the next. The maximum is 25 full weeks in a one-year period.

Education – claimant's highest level of completed education. This information is not required, although nearly all claimants (99%) designate their education level.

Age – claimant's age as estimated from their date of birth. This information is required.

Military status – claimant's veteran status. This information is not required.

Methodology

Place of residence coding- The information in each report reflects the claims activity of residents in that district. The IDES address locator uses vendor software and reference data, from Navteq and the U.S. Census Bureau, to geocode the claimants' place of residence. This locator matches to a local street or Zip+4 on 95 percent of Illinois claimant addresses. Of the remaining addresses, the locator matches an additional four percent using the five-number Zip code or the city address field. The final one percent of claimant addresses are not geocoded, and, consequently, are excluded from the legislative reports. In addition, individuals who worked in Illinois, but reside in another state (out-of-state residence), are also excluded. The legislative districts in these reports reflect the new boundaries to be implemented in January 2013.