

# Workforce Availability Information



**Table I**  
**Jersey County**

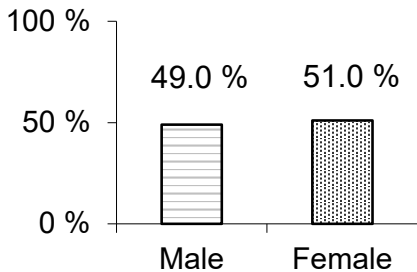
## Population by Sex and Race & Ethnicity

|  | Total         |              | Male          |               | Female        |               |
|--|---------------|--------------|---------------|---------------|---------------|---------------|
|  | Number        | Percent *    | Number        | Percent *     | Number        | Percent *     |
| <b>Total Population</b>                    | <b>21,462</b> | <b>100 %</b> | <b>10,512</b> | <b>49.0 %</b> | <b>10,950</b> | <b>51.0 %</b> |
| <b>One Race, Any Ethnicity **</b>          |               |              |               |               |               |               |
| White Alone                                | 20,568        | 95.8 %       | 10,137        | 47.2 %        | 10,431        | 48.6 %        |
| Black or African American Alone            | 151           | 0.7 %        | 96            | 0.4 %         | 55            | 0.3 %         |
| Asian & Pac. Is.                           | 165           | 0.8 %        | 11            | 0.1 %         | 154           | 0.7 %         |
| Native American                            | 0             | 0.0 %        | 0             | 0.0 %         | 0             | 0.0 %         |
| Other                                      | 33            | 0.2 %        | 25            | 0.1 %         | 8             | 0.0 %         |
| <b>Two or More Races, Any Ethnicity **</b> | <b>545</b>    | <b>2.5 %</b> | <b>243</b>    | <b>1.1 %</b>  | <b>302</b>    | <b>1.4 %</b>  |
| <b>Hispanic, Any Race</b>                  | <b>319</b>    | <b>1.5 %</b> | <b>131</b>    | <b>0.6 %</b>  | <b>188</b>    | <b>0.9 %</b>  |

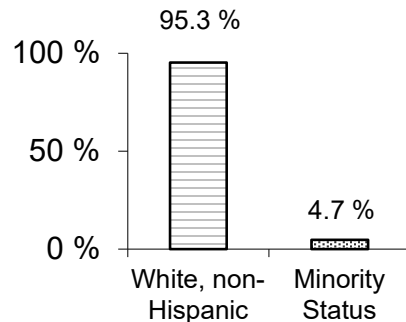
  

|                                |               |              |               |               |               |               |
|--------------------------------|---------------|--------------|---------------|---------------|---------------|---------------|
| <b>Total Population</b>        | <b>21,462</b> | <b>100 %</b> | <b>10,512</b> | <b>49.0 %</b> | <b>10,950</b> | <b>51.0 %</b> |
| White, non-Hispanic            | 20,451        | 95.3 %       | 10,086        | 47.0 %        | 10,365        | 48.3 %        |
| All Others, including Hispanic | 1,011         | 4.7 %        | 426           | 2.0 %         | 585           | 2.7 %         |

**Population by Gender**



**Population by Race & Ethnicity**



**Source:** US Census Bureau, 2022 American Community Survey (ACS), 5-Year Estimates

Tables B01001, B01001A, B01002A, B01002B, B01002C, B01002D, B01002E, B01002F, B01002G, B01002H & B01002I

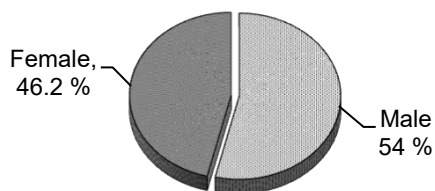
\* Percent of Total Population \*\* Includes the ethnic group Hispanic

### Jersey County Labor Force by Sex and Race & Ethnicity

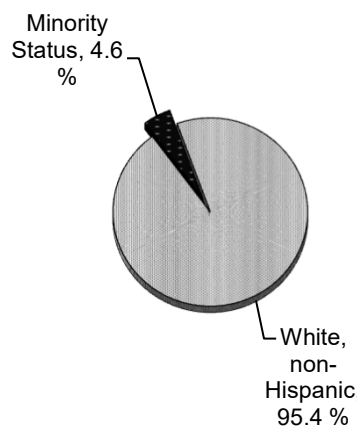
|   | Number of People |               |              |               |              |               |
|---|------------------|---------------|--------------|---------------|--------------|---------------|
|   | Total            |               | Male         |               | Female       |               |
|   | Number           | Percent *     | Number       | Percent *     | Number       | Percent *     |
| <b>Total Civilian Labor Force, Aged 16+</b> | <b>10,683</b>    | <b>100 %</b>  | <b>5,747</b> | <b>53.8 %</b> | <b>4,936</b> | <b>46.2 %</b> |
| <b>One Race, Any Ethnicity **</b>           |                  |               |              |               |              |               |
| White Alone                                 | 10,277           | <b>96.2 %</b> | 5,535        | <b>51.8 %</b> | 4,742        | <b>44.4 %</b> |
| Black or African American Alone             | 38               | <b>0.4 %</b>  | 38           | <b>0.4 %</b>  | 0            | <b>0.0 %</b>  |
| Asian & Pac. Is.                            | 51               | <b>0.5 %</b>  | 4            | <b>0.0 %</b>  | 47           | <b>0.4 %</b>  |
| Native American                             | 0                | <b>0.0 %</b>  | 0            | <b>0.0 %</b>  | 0            | <b>0.0 %</b>  |
| Other                                       | 22               | <b>0.2 %</b>  | 14           | <b>0.1 %</b>  | 8            | <b>0.1 %</b>  |
| <b>Two or More Races, Any Ethnicity **</b>  | <b>295</b>       | <b>2.8 %</b>  | <b>156</b>   | <b>1.5 %</b>  | <b>139</b>   | <b>1.3 %</b>  |
| <b>Hispanic, Any Race</b>                   | <b>191</b>       | <b>1.8 %</b>  | <b>88</b>    | <b>0.8 %</b>  | <b>103</b>   | <b>1.0 %</b>  |

|   |               |              |              |               |              |               |
|---|---------------|--------------|--------------|---------------|--------------|---------------|
| <b>Total Civilian Labor Force, Aged 16+</b> | <b>10,683</b> | <b>100 %</b> | <b>5,747</b> | <b>53.8 %</b> | <b>4,936</b> | <b>46.2 %</b> |
| White, non-Hispanic                         | 10,192        | 95.4 %       | 5,502        | 51.5 %        | 4,689        | 43.9 %        |
| All Others, including Hispanic              | 491           | 4.6 %        | 245          | 2.3 %         | 247          | 2.3 %         |

**Labor Force by Gender**



**Labor Force by Race & Ethnicity**



**Source:** US Census Bureau, 2022 American Community Survey (ACS), 5-Year Estimates

Tables C23002A, C23002B, C23002C, C23002D, C23002E, C23002F, C23002G, C23002H & C23002I

\* Percent of Total Labor Force \*\* Includes the ethnic group Hispanic

Table III

| EEO Occupational Groups by Sex and Race/Ethnicity for Civilian Labor Force 16 Years and Over |                           |                    |                                  |                                 |             |                                   |
|--|---------------------------|--------------------|----------------------------------|---------------------------------|-------------|-----------------------------------|
| Jersey County  | Total, race and ethnicity | Hispanic or Latino | Not Hispanic or Latino, one race |                                 |             | Balance of not Hispanic or Latino |
|  |                           |                    | White alone                      | Black or African American alone | Other Races |                                   |
| <b>Management, Business and Financial Workers</b>  |                           |                    |                                  |                                 |             |                                   |
| <b>Total, both sexes</b>   |                           |                    |                                  |                                 |             |                                   |
| Number   | 1,525                     | 0                  | 1,515                            | 10                              | 0           | 0                                 |
| Percent  | 100 %                     | 0.0 %              | 99.3 %                           | 0.7 %                           | 0.0 %       | 0.0 %                             |
| <b>Male</b>  |                           |                    |                                  |                                 |             |                                   |
| Number   | 1,000                     | 0                  | 990                              | 10                              | 0           | 0                                 |
| Percent  | 65.6 %                    | 0.0 %              | 64.9 %                           | 0.7 %                           | 0.0 %       | 0.0 %                             |
| <b>Female</b>  |                           |                    |                                  |                                 |             |                                   |
| Number   | 525                       | 0                  | 525                              | 0                               | 0           | 0                                 |
| Percent  | 34.4 %                    | 0.0 %              | 34.4 %                           | 0.0 %                           | 0.0 %       | 0.0 %                             |
| <b>Science, Engineering and Computer Professionals</b>                                       |                           |                    |                                  |                                 |             |                                   |
| <b>Total, both sexes</b>   |                           |                    |                                  |                                 |             |                                   |
| Number   | 255                       | 0                  | 255                              | 0                               | 0           | 0                                 |
| Percent  | 100 %                     | 0.0 %              | 100.0 %                          | 0.0 %                           | 0.0 %       | 0.0 %                             |
| <b>Male</b>  |                           |                    |                                  |                                 |             |                                   |
| Number   | 210                       | 0                  | 210                              | 0                               | 0           | 0                                 |
| Percent  | 82.4 %                    | 0.0 %              | 82.4 %                           | 0.0 %                           | 0.0 %       | 0.0 %                             |
| <b>Female</b>  |                           |                    |                                  |                                 |             |                                   |
| Number   | 45                        | 0                  | 45                               | 0                               | 0           | 0                                 |
| Percent  | 17.6 %                    | 0.0 %              | 17.6 %                           | 0.0 %                           | 0.0 %       | 0.0 %                             |
| <b>Healthcare Practitioner Professionals</b>   |                           |                    |                                  |                                 |             |                                   |
| <b>Total, both sexes</b>   |                           |                    |                                  |                                 |             |                                   |
| Number   | 600                       | 10                 | 590                              | 0                               | 0           | 0                                 |
| Percent  | 100 %                     | 1.7 %              | 98.3 %                           | 0.0 %                           | 0.0 %       | 0.0 %                             |
| <b>Male</b>  |                           |                    |                                  |                                 |             |                                   |
| Number   | 70                        | 0                  | 70                               | 0                               | 0           | 0                                 |
| Percent  | 11.7 %                    | 0.0 %              | 11.7 %                           | 0.0 %                           | 0.0 %       | 0.0 %                             |
| <b>Female</b>  |                           |                    |                                  |                                 |             |                                   |
| Number   | 530                       | 10                 | 525                              | 0                               | 0           | 0                                 |
| Percent  | 88.3 %                    | 1.7 %              | 87.5 %                           | 0.0 %                           | 0.0 %       | 0.0 %                             |
| <b>Other Professional Workers</b>  |                           |                    |                                  |                                 |             |                                   |
| <b>Total, both sexes</b>   |                           |                    |                                  |                                 |             |                                   |
| Number   | 880                       | 4                  | 880                              | 0                               | 0           | 0                                 |
| Percent  | 100 %                     | 0.5 %              | 100.0 %                          | 0.0 %                           | 0.0 %       | 0.0 %                             |
| <b>Male</b>  |                           |                    |                                  |                                 |             |                                   |
| Number   | 400                       | 0                  | 400                              | 0                               | 0           | 0                                 |
| Percent  | 45.5 %                    | 0.0 %              | 45.5 %                           | 0.0 %                           | 0.0 %       | 0.0 %                             |
| <b>Female</b>  |                           |                    |                                  |                                 |             |                                   |
| Number   | 480                       | 4                  | 480                              | 0                               | 0           | 0                                 |
| Percent  | 54.5 %                    | 0.5 %              | 54.5 %                           | 0.0 %                           | 0.0 %       | 0.0 %                             |
| <b>Technicians</b>   |                           |                    |                                  |                                 |             |                                   |
| <b>Total, both sexes</b>   |                           |                    |                                  |                                 |             |                                   |
| Number   | 400                       | 0                  | 400                              | 0                               | 0           | 0                                 |
| Percent  | 100 %                     | 0.0 %              | 100.0 %                          | 0.0 %                           | 0.0 %       | 0.0 %                             |
| <b>Male</b>  |                           |                    |                                  |                                 |             |                                   |
| Number   | 35                        | 0                  | 35                               | 0                               | 0           | 0                                 |
| Percent  | 8.8 %                     | 0.0 %              | 8.8 %                            | 0.0 %                           | 0.0 %       | 0.0 %                             |
| <b>Female</b>  |                           |                    |                                  |                                 |             |                                   |
| Number   | 360                       | 0                  | 360                              | 0                               | 0           | 0                                 |
| Percent  | 90.0 %                    | 0.0 %              | 90.0 %                           | 0.0 %                           | 0.0 %       | 0.0 %                             |

Table III

| EEO Occupational Groups by Sex and Race/Ethnicity for Civilian Labor Force 16 Years and Over |                           |                    |                                  |                                 |             |                                   |
|--|---------------------------|--------------------|----------------------------------|---------------------------------|-------------|-----------------------------------|
| Jersey County  | Total, race and ethnicity | Hispanic or Latino | Not Hispanic or Latino, one race |                                 |             | Balance of not Hispanic or Latino |
|  |                           |                    | White alone                      | Black or African American alone | Other Races |                                   |
| <b>Sales Workers</b>   |                           |                    |                                  |                                 |             |                                   |
| <b>Total, both sexes</b>   |                           |                    |                                  |                                 |             |                                   |
| Number   | 1,005                     | 15                 | 975                              | 15                              | 4           | 0                                 |
| Percent  | 100 %                     | 1.5 %              | 97.0 %                           | 1.5 %                           | 0.4 %       | 0.0 %                             |
| <b>Male</b>  |                           |                    |                                  |                                 |             |                                   |
| Number   | 440                       | 0                  | 440                              | 0                               | 0           | 0                                 |
| Percent  | 43.8 %                    | 0.0 %              | 43.8 %                           | 0.0 %                           | 0.0 %       | 0.0 %                             |
| <b>Female</b>  |                           |                    |                                  |                                 |             |                                   |
| Number   | 565                       | 15                 | 530                              | 15                              | 4           | 0                                 |
| Percent  | 56.2 %                    | 1.5 %              | 52.7 %                           | 1.5 %                           | 0.4 %       | 0.0 %                             |
| <b>Administrative Support Workers</b>  |                           |                    |                                  |                                 |             |                                   |
| <b>Total, both sexes</b>   |                           |                    |                                  |                                 |             |                                   |
| Number   | 1,070                     | 35                 | 1,015                            | 10                              | 10          | 0                                 |
| Percent  | 100 %                     | 3.3 %              | 94.9 %                           | 0.9 %                           | 0.9 %       | 0.0 %                             |
| <b>Male</b>  |                           |                    |                                  |                                 |             |                                   |
| Number   | 105                       | 4                  | 95                               | 4                               | 0           | 0                                 |
| Percent  | 9.8 %                     | 0.4 %              | 8.9 %                            | 0.4 %                           | 0.0 %       | 0.0 %                             |
| <b>Female</b>  |                           |                    |                                  |                                 |             |                                   |
| Number   | 965                       | 30                 | 920                              | 4                               | 10          | 0                                 |
| Percent  | 90.2 %                    | 2.8 %              | 86.0 %                           | 0.4 %                           | 0.9 %       | 0.0 %                             |
| <b>Construction and Extractive Craft Workers</b>   |                           |                    |                                  |                                 |             |                                   |
| <b>Total, both sexes</b>   |                           |                    |                                  |                                 |             |                                   |
| Number   | 520                       | 0                  | 520                              | 0                               | 0           | 0                                 |
| Percent  | 100 %                     | 0.0 %              | 100.0 %                          | 0.0 %                           | 0.0 %       | 0.0 %                             |
| <b>Male</b>  |                           |                    |                                  |                                 |             |                                   |
| Number   | 500                       | 0                  | 500                              | 0                               | 0           | 0                                 |
| Percent  | 96.2 %                    | 0.0 %              | 96.2 %                           | 0.0 %                           | 0.0 %       | 0.0 %                             |
| <b>Female</b>  |                           |                    |                                  |                                 |             |                                   |
| Number   | 15                        | 0                  | 15                               | 0                               | 0           | 0                                 |
| Percent  | 2.9 %                     | 0.0 %              | 2.9 %                            | 0.0 %                           | 0.0 %       | 0.0 %                             |
| <b>Installation, Maintenance and Repair Craft Workers</b>                                    |                           |                    |                                  |                                 |             |                                   |
| <b>Total, both sexes</b>   |                           |                    |                                  |                                 |             |                                   |
| Number   | 440                       | 0                  | 440                              | 0                               | 0           | 0                                 |
| Percent  | 100 %                     | 0.0 %              | 100.0 %                          | 0.0 %                           | 0.0 %       | 0.0 %                             |
| <b>Male</b>  |                           |                    |                                  |                                 |             |                                   |
| Number   | 425                       | 0                  | 425                              | 0                               | 0           | 0                                 |
| Percent  | 96.6 %                    | 0.0 %              | 96.6 %                           | 0.0 %                           | 0.0 %       | 0.0 %                             |
| <b>Female</b>  |                           |                    |                                  |                                 |             |                                   |
| Number   | 15                        | 0                  | 15                               | 0                               | 0           | 0                                 |
| Percent  | 3.4 %                     | 0.0 %              | 3.4 %                            | 0.0 %                           | 0.0 %       | 0.0 %                             |
| <b>Production Operative Workers</b>  |                           |                    |                                  |                                 |             |                                   |
| <b>Total, both sexes</b>   |                           |                    |                                  |                                 |             |                                   |
| Number   | 770                       | 0                  | 770                              | 0                               | 0           | 0                                 |
| Percent  | 100 %                     | 0.0 %              | 100.0 %                          | 0.0 %                           | 0.0 %       | 0.0 %                             |
| <b>Male</b>  |                           |                    |                                  |                                 |             |                                   |
| Number   | 490                       | 0                  | 490                              | 0                               | 0           | 0                                 |
| Percent  | 63.6 %                    | 0.0 %              | 63.6 %                           | 0.0 %                           | 0.0 %       | 0.0 %                             |
| <b>Female</b>  |                           |                    |                                  |                                 |             |                                   |
| Number   | 280                       | 0                  | 280                              | 0                               | 0           | 0                                 |
| Percent  | 36.4 %                    | 0.0 %              | 36.4 %                           | 0.0 %                           | 0.0 %       | 0.0 %                             |

Table III

| EEO Occupational Groups by Sex and Race/Ethnicity for Civilian Labor Force 16 Years and Over |                           |                    |                                  |                                 |             |                                   |
|--|---------------------------|--------------------|----------------------------------|---------------------------------|-------------|-----------------------------------|
| Jersey County  | Total, race and ethnicity | Hispanic or Latino | Not Hispanic or Latino, one race |                                 |             | Balance of not Hispanic or Latino |
|  |                           |                    | White alone                      | Black or African American alone | Other Races |                                   |
| <b>Transportation and Material Moving Operative Workers</b>                                  |                           |                    |                                  |                                 |             |                                   |
| <b>Total, both sexes</b>   |                           |                    |                                  |                                 |             |                                   |
| Number   | 665                       | 4                  | 590                              | 0                               | 0           | 70                                |
| Percent  | 100 %                     | 0.6 %              | 88.7 %                           | 0.0 %                           | 0.0 %       | 10.5 %                            |
| <b>Male</b>  |                           |                    |                                  |                                 |             |                                   |
| Number   | 605                       | 4                  | 535                              | 0                               | 0           | 70                                |
| Percent  | 91.0 %                    | 0.6 %              | 80.5 %                           | 0.0 %                           | 0.0 %       | 10.5 %                            |
| <b>Female</b>  |                           |                    |                                  |                                 |             |                                   |
| Number   | 60                        | 0                  | 60                               | 0                               | 0           | 0                                 |
| Percent  | 9.0 %                     | 0.0 %              | 9.0 %                            | 0.0 %                           | 0.0 %       | 0.0 %                             |
| <b>Laborers and Helpers</b>  |                           |                    |                                  |                                 |             |                                   |
| <b>Total, both sexes</b>   |                           |                    |                                  |                                 |             |                                   |
| Number   | 760                       | 20                 | 740                              | 4                               | 0           | 0                                 |
| Percent  | 100 %                     | 2.6 %              | 97.4 %                           | 0.5 %                           | 0.0 %       | 0.0 %                             |
| <b>Male</b>  |                           |                    |                                  |                                 |             |                                   |
| Number   | 680                       | 0                  | 680                              | 0                               | 0           | 0                                 |
| Percent  | 89.5 %                    | 0.0 %              | 89.5 %                           | 0.0 %                           | 0.0 %       | 0.0 %                             |
| <b>Female</b>  |                           |                    |                                  |                                 |             |                                   |
| Number   | 80                        | 20                 | 55                               | 4                               | 0           | 0                                 |
| Percent  | 10.5 %                    | 2.6 %              | 7.2 %                            | 0.5 %                           | 0.0 %       | 0.0 %                             |
| <b>Protective Service Workers</b>  |                           |                    |                                  |                                 |             |                                   |
| <b>Total, both sexes</b>   |                           |                    |                                  |                                 |             |                                   |
| Number   | 125                       | 0                  | 110                              | 15                              | 0           | 0                                 |
| Percent  | 100 %                     | 0.0 %              | 88.0 %                           | 12.0 %                          | 0.0 %       | 0.0 %                             |
| <b>Male</b>  |                           |                    |                                  |                                 |             |                                   |
| Number   | 105                       | 0                  | 90                               | 15                              | 0           | 0                                 |
| Percent  | 84.0 %                    | 0.0 %              | 72.0 %                           | 12.0 %                          | 0.0 %       | 0.0 %                             |
| <b>Female</b>  |                           |                    |                                  |                                 |             |                                   |
| Number   | 20                        | 0                  | 20                               | 0                               | 0           | 0                                 |
| Percent  | 16.0 %                    | 0.0 %              | 16.0 %                           | 0.0 %                           | 0.0 %       | 0.0 %                             |
| <b>Service Workers, Except Protective</b>  |                           |                    |                                  |                                 |             |                                   |
| <b>Total, both sexes</b>   |                           |                    |                                  |                                 |             |                                   |
| Number   | 2,040                     | 30                 | 1,920                            | 4                               | 0           | 85                                |
| Percent  | 100 %                     | 1.5 %              | 94.1 %                           | 0.2 %                           | 0.0 %       | 4.2 %                             |
| <b>Male</b>  |                           |                    |                                  |                                 |             |                                   |
| Number   | 630                       | 10                 | 580                              | 0                               | 0           | 45                                |
| Percent  | 30.9 %                    | 0.5 %              | 28.4 %                           | 0.0 %                           | 0.0 %       | 2.2 %                             |
| <b>Female</b>  |                           |                    |                                  |                                 |             |                                   |
| Number   | 1,405                     | 20                 | 1,340                            | 4                               | 0           | 45                                |
| Percent  | 68.9 %                    | 1.0 %              | 65.7 %                           | 0.2 %                           | 0.0 %       | 2.2 %                             |